

## Cherry Pie

Metric Sample: 1A40603000099ED000011615; Metric Batch: 1A4060300001F41000000579

<b>Sample ID:</b> HR20210190397	<b>Produced:</b> 01/07/2021	<b>Distributor</b>	<b>Producer</b>
<b>Strain:</b> Cherry Pie	<b>Collected:</b> 01/11/2021	<b>Purple Star MD</b>	<b>Purple Star MD</b>
<b>Matrix:</b> Concentrates & Extracts	<b>Received:</b> 01/11/2021	<b>Lic. # C11-0000006-LIC</b>	<b>Lic. # CDPH-10002056</b>
<b>Type:</b> Other	<b>Completed:</b> 01/14/2021	<b>2525 Phelps St</b>	<b>2525 Phelps St, San Francisco, CA 94124</b>
<b>Sample Size:</b> 13 units; Batch: 1,945 units	<b>Batch#:</b> CO-20126	<b>San Francisco, CA 94124</b>	



## Summary

Test	Date Tested	Result
Batch		Pass
Cannabinoids	01/13/2021	Pass
Terpenes	01/12/2021	Complete
Residual Solvents	01/12/2021	Pass
Microbials	01/13/2021	Pass
Mycotoxins	01/13/2021	Pass
Pesticides	01/12/2021	Pass
Heavy Metals	01/13/2021	Pass
Foreign Matter	01/12/2021	Pass

## Cannabinoids

Pass



Analyte	LOD	LOQ	Result	Result
	%	%	%	mg/unit
THCa	0.0033	0.0100	82.27	822.7
Δ9-THC	0.0033	0.0100	7.85	78.5
CBDa	0.0033	0.0100	ND	ND
CBD	0.0033	0.0100	ND	ND
CBN	0.0010	0.0025	ND	ND
CBG	0.0010	0.0025	0.30	3.0
<b>Total THC</b>			<b>80.00</b>	<b>800.00</b>
<b>Total CBD</b>			<b>ND</b>	<b>ND</b>
<b>Total</b>			<b>90.42</b>	<b>904.2</b>

1 Unit = g, 1g.

Determination of Cannabinoids by HPLC, HL223

Total THC = THCa \* 0.877 + Δ9-THC

Total CBD = CBDa \* 0.877 + CBD

ND = Not Detected; NR = Not Reported; LOD = Limit of Detection; The reported result is based on a sample weight with the applicable moisture content for that sample; Unless otherwise stated all quality control samples performed within specifications established by the Laboratory. HL105.10-01



*Ming Li*

Ming Li - General Manager  
01/14/2021

Confident Cannabis  
All Rights Reserved  
support@confidentcannabis.com  
(866) 506-5866  
www.confidentcannabis.com



ISO 17025 accredited by A2LA (Certificate No: 4074.01 & 4074.02). Sampling Procedure: SOP HL 110.2; Foreign Material: UV light/Microscope SOP HL 323, SOP HL 324; Water Activity: Water Activity Meter SOP HL 238; Moisture: Drying Oven SOP HL217.1; All LQC ran in accordance with 16 CCR sec. 5730. This product has been tested by Harrens Lab Inc. using valid testing methodologies and a quality system as required by state law. Values reported relate only to the product tested. Harrens Lab Inc. makes no claims as to the efficacy, safety or other risks associated with any detected or non-detected levels of any compounds reported herein. This Certificate shall not be reproduced except in full, without the written approval of Harrens Lab Inc.

## Cherry Pie


Metric Sample: 1A40603000099ED000011615; Metric Batch: 1A4060300001F41000000579


<b>Sample ID:</b> HR20210190397	<b>Produced:</b> 01/07/2021	<b>Distributor</b>	<b>Producer</b>
<b>Strain:</b> Cherry Pie	<b>Collected:</b> 01/11/2021	<b>Purple Star MD</b>	<b>Purple Star MD</b>
<b>Matrix:</b> Concentrates & Extracts	<b>Received:</b> 01/11/2021	<b>Lic. # C11-0000006-LIC</b>	<b>Lic. # CDPH-10002056</b>
<b>Type:</b> Other	<b>Completed:</b> 01/14/2021	<b>2525 Phelps St</b>	<b>2525 Phelps St, San Francisco, CA 94124</b>
<b>Sample Size:</b> 13 units; Batch: 1,945 units	<b>Batch#:</b> CO-20126	<b>San Francisco, CA 94124</b>	


## Terpenes


Analyte	LOD	LOQ	Results	Results	
	%	%	%	mg/g	
β-Caryophyllene	0.0080	0.0100	0.769	7.69	
α-Humulene	0.0080	0.0100	0.278	2.78	
Fenchol	0.0080	0.0100	0.177	1.77	
Linalool	0.0080	0.0100	0.124	1.24	
α-Bisabolol	0.0080	0.0100	0.123	1.23	
Eucalyptol	0.0080	0.0100	0.096	0.96	
Caryophyllene Oxide	0.0080	0.0100	0.081	0.81	
cis-Nerolidol	0.0080	0.0100	0.068	0.68	
δ-Limonene	0.0080	0.0100	0.055	0.55	
α-Terpineol	0.0080	0.0100	0.053	0.53	
β-Pinene	0.0080	0.0100	0.047	0.47	
trans-Nerolidol	0.0080	0.0100	0.042	0.42	
Borneol	0.0080	0.0100	0.033	0.33	
Fenchone	0.0080	0.0100	0.017	0.17	
β-Myrcene	0.0080	0.0100	0.015	0.15	
α-Pinene	0.0080	0.0100	0.014	0.14	
3-Carene	0.0080	0.0100	ND	ND	
α-Phellandrene	0.0080	0.0100	ND	ND	
α-Terpinene	0.0080	0.0100	ND	ND	
β-Ocimene	0.0080	0.0100	ND	ND	
Camphene	0.0080	0.0100	ND	ND	
γ-Terpinene	0.0080	0.0100	ND	ND	
Geraniol	0.0080	0.0100	ND	ND	
Geranyl Acetate	0.0080	0.0100	ND	ND	
Guaiol	0.0080	0.0100	ND	ND	
Isopulegol	0.0080	0.0100	ND	ND	
Menthol	0.0080	0.0100	ND	ND	
Nerol	0.0080	0.0100	ND	ND	
Ocimene	0.0080	0.0100	ND	ND	
Pulegone	0.0080	0.0100	ND	ND	
p-Cymene	0.0080	0.0100	ND	ND	
Terpinolene	0.0080	0.0100	ND	ND	
<b>Total</b>			<b>1.991</b>	<b>19.91</b>	


## Primary Aromas

  
Cinnamon

  
Hops

  
Basil

  
Lavender

  
Chamomile

Date Tested: 01/12/2021  
 ND = Not Detected; NR = Not Reported; LOD = Limit of Detection; Unless otherwise stated all quality control samples performed within specifications established by the Laboratory. HL105.10-01. SOP HL228. GC-FID



*Ming*

Ming Li - General Manager  
01/14/2021

Confident Cannabis  
All Rights Reserved  
support@confidentcannabis.com  
(866) 506-5866  
www.confidentcannabis.com



ISO 17025 accredited by A2LA (Certificate No: 4074.01 & 4074.02). Sampling Procedure: SOP HL 110.2; Foreign Material: UV light/Microscope SOP HL 323, SOP HL 324; Water Activity: Water Activity Meter SOP HL 238; Moisture: Drying Oven SOP HL217.1; All LQC ran in accordance with 16 CCR sec. 5730. This product has been tested by Harrens Lab Inc. using valid testing methodologies and a quality system as required by state law. Values reported relate only to the product tested. Harrens Lab Inc. makes no claims as to the efficacy, safety or other risks associated with any detected or non-detected levels of any compounds reported herein. This Certificate shall not be reproduced except in full, without the written approval of Harrens Lab Inc.

**Cherry Pie**

Metric Sample: 1A40603000099ED000011615; Metric Batch: 1A4060300001F41000000579

<b>Sample ID:</b> HR20210190397	<b>Produced:</b> 01/07/2021	<b>Distributor</b>	<b>Producer</b>
<b>Strain:</b> Cherry Pie	<b>Collected:</b> 01/11/2021	<b>Purple Star MD</b>	<b>Purple Star MD</b>
<b>Matrix:</b> Concentrates & Extracts	<b>Received:</b> 01/11/2021	<b>Lic. # C11-0000006-LIC</b>	<b>Lic. # CDPH-10002056</b>
<b>Type:</b> Other	<b>Completed:</b> 01/14/2021	<b>2525 Phelps St</b>	<b>2525 Phelps St, San Francisco, CA 94124</b>
<b>Sample Size:</b> 13 units; Batch: 1,945 units	<b>Batch#:</b> CO-20126	<b>San Francisco, CA 94124</b>	

**Pesticides**

Pass

Analyte	LOD	LOQ	Limit	Results	Status	Analyte	LOD	LOQ	Limit	Results	Status
	µg/g	µg/g	µg/g	µg/g			µg/g	µg/g	µg/g	µg/g	
Abamectin	0.03	0.1	0.1	ND	Pass	Fludioxonil	0.03	0.1	0.1	ND	Pass
Acephate	0.03	0.1	0.1	ND	Pass	Hexythiazox	0.03	0.1	0.1	ND	Pass
Acequinocyl	0.03	0.1	0.1	ND	Pass	Imazalil	0.03	0.1	0.03	ND	Pass
Acetamiprid	0.03	0.1	0.1	ND	Pass	Imidacloprid	0.03	0.1	5	ND	Pass
Aldicarb	0.03	0.1	0.03	ND	Pass	Kresoxim Methyl	0.03	0.1	0.1	ND	Pass
Azoxystrobin	0.03	0.1	0.1	ND	Pass	Malathion	0.03	0.1	0.5	ND	Pass
Bifenazate	0.03	0.1	0.1	ND	Pass	Metalaxyl	0.03	0.1	2	ND	Pass
Bifenthrin	0.03	0.1	3	ND	Pass	Methiocarb	0.03	0.1	0.03	ND	Pass
Boscalid	0.03	0.1	0.1	ND	Pass	Methomyl	0.03	0.1	1	ND	Pass
Captan	0.03	0.1	0.7	ND	Pass	Mevinphos	0.03	0.1	0.03	ND	Pass
Carbaryl	0.03	0.1	0.5	ND	Pass	Myclobutanil	0.03	0.1	0.1	ND	Pass
Carbofuran	0.03	0.1	0.03	ND	Pass	Naled	0.03	0.1	0.1	ND	Pass
Chlorantraniliprole	0.03	0.1	10	ND	Pass	Oxamyl	0.03	0.1	0.5	ND	Pass
Chlordane	0.03	0.1	0.03	ND	Pass	Pacllobutrazol	0.03	0.1	0.03	ND	Pass
Chlorfenapyr	0.03	0.1	0.03	ND	Pass	Parathion Methyl	0.03	0.1	0.03	ND	Pass
Chlorpyrifos	0.03	0.1	0.03	ND	Pass	Pentachloronitrobenzene	0.03	0.1	0.1	ND	Pass
Clofentezine	0.03	0.1	0.1	ND	Pass	Permethrin	0.03	0.1	0.5	ND	Pass
Coumaphos	0.03	0.1	0.03	ND	Pass	Phosmet	0.03	0.1	0.1	ND	Pass
Cyfluthrin	0.03	0.1	2	ND	Pass	Piperonyl Butoxide	0.03	0.1	3	ND	Pass
Cypermethrin	0.03	0.1	1	ND	Pass	Prallethrin	0.03	0.1	0.1	ND	Pass
Daminozide	0.03	0.1	0.03	ND	Pass	Propiconazole	0.03	0.1	0.1	ND	Pass
Diazinon	0.03	0.1	0.1	ND	Pass	Propoxur	0.03	0.1	0.03	ND	Pass
Dichlorvos	0.03	0.1	0.03	ND	Pass	Pyrethrins	0.03	0.1	0.5	ND	Pass
Dimethoate	0.03	0.1	0.03	ND	Pass	Pyridaben	0.03	0.1	0.1	ND	Pass
Dimethomorph	0.03	0.1	2	ND	Pass	Spinetoram	0.03	0.1	0.1	ND	Pass
Ethoprophos	0.03	0.1	0.03	ND	Pass	Spinosad	0.03	0.1	0.1	ND	Pass
Etofenprox	0.03	0.1	0.03	ND	Pass	Spiromesifen	0.03	0.1	0.1	ND	Pass
Etoazole	0.03	0.1	0.1	ND	Pass	Spirotetramat	0.03	0.1	0.1	ND	Pass
Fenhexamid	0.03	0.1	0.1	ND	Pass	Spiroxamine	0.03	0.1	0.03	ND	Pass
Fenoxycarb	0.03	0.1	0.03	ND	Pass	Tebuconazole	0.03	0.1	0.1	ND	Pass
Fenpyroximate	0.03	0.1	0.1	ND	Pass	Thiacloprid	0.03	0.1	0.03	ND	Pass
Fipronil	0.03	0.1	0.03	ND	Pass	Thiamethoxam	0.03	0.1	5	ND	Pass
Fonicamid	0.03	0.1	0.1	ND	Pass	Trifloxystrobin	0.03	0.1	0.1	ND	Pass

Date Tested: 01/12/2021

We analyze samples by AOAC Official Method 2007.01-Modified; ND = Not Detected; NR = Not Reported; LOD = Limit of Detection; The reported result is based on a sample weight with the applicable moisture content for that sample; Unless otherwise stated all quality control samples performed within specifications established by the Laboratory. HL105.10-01. Tested by LC/MS/MS and GC/MS/MS, HL201.2



*Ming Li*

Ming Li - General Manager  
01/14/2021

Confident Cannabis  
All Rights Reserved  
support@confidentcannabis.com  
(866) 506-5866  
www.confidentcannabis.com



**Cherry Pie**

Metric Sample: 1A40603000099ED000011615; Metric Batch: 1A4060300001F41000000579

<b>Sample ID:</b> HR20210190397	<b>Produced:</b> 01/07/2021	<b>Distributor</b>	<b>Producer</b>
<b>Strain:</b> Cherry Pie	<b>Collected:</b> 01/11/2021	<b>Purple Star MD</b>	<b>Purple Star MD</b>
<b>Matrix:</b> Concentrates & Extracts	<b>Received:</b> 01/11/2021	<b>Lic. # C11-0000006-LIC</b>	<b>Lic. # CDPH-10002056</b>
<b>Type:</b> Other	<b>Completed:</b> 01/14/2021	<b>2525 Phelps St</b>	<b>2525 Phelps St, San Francisco, CA 94124</b>
<b>Sample Size:</b> 13 units; Batch: 1,945 units	<b>Batch#:</b> CO-20126	<b>San Francisco, CA 94124</b>	

**Residual Solvents**

Analyte	LOD	LOQ	Limit	Results	Status
	µg/g	µg/g	µg/g	µg/g	
1,2-Dichloro-Ethane	1	1	1	ND	Pass
Acetone	1	10	5000	<LOQ	Pass
Acetonitrile	1	5	410	ND	Pass
Benzene	1	1	1	ND	Pass
Butane	1	25	5000	39.2	Pass
Chloroform	1	1	1	ND	Pass
Ethanol	1	10	5000	79.8	Pass
Ethyl-Acetate	1	10	5000	ND	Pass
Ethyl-Ether	1	10	5000	ND	Pass
Ethylene Oxide	1	1	1	ND	Pass
Heptane	1	10	5000	ND	Pass
Isopropanol	1	10	5000	<LOQ	Pass
Methanol	1	10	3000	<LOQ	Pass
Methylene-Chloride	1	1	1	ND	Pass
n-Hexane	1	10	290	ND	Pass
Pentane	1	10	5000	ND	Pass
Propane	1	10	5000	ND	Pass
Toluene	1	10	890	ND	Pass
Trichloroethene	1	1	1	ND	Pass
Xylenes	1	10	2170	ND	Pass

ISO 17025 Accredited Laboratory

Date Tested: 01/12/2021  
ND = Not Detected; SOP HL231. Headspace GC-FID



*Ming Li*

Ming Li - General Manager  
01/14/2021

Confident Cannabis  
All Rights Reserved  
support@confidentcannabis.com  
(866) 506-5866  
www.confidentcannabis.com



ISO 17025 accredited by A2LA (Certificate No: 4074.01 & 4074.02). Sampling Procedure: SOP HL 110.2; Foreign Material: UV light/Microscope SOP HL 323, SOP HL 324; Water Activity: Water Activity Meter SOP HL 238; Moisture: Drying Oven SOP HL217.1; All LQC ran in accordance with 16 CCR sec. 5730. This product has been tested by Harrens Lab Inc. using valid testing methodologies and a quality system as required by state law. Values reported relate only to the product tested. Harrens Lab Inc. makes no claims as to the efficacy, safety or other risks associated with any detected or non-detected levels of any compounds reported herein. This Certificate shall not be reproduced except in full, without the written approval of Harrens Lab Inc.

## Cherry Pie

Metric Sample: 1A40603000099ED000011615; Metric Batch: 1A4060300001F41000000579

<b>Sample ID:</b> HR20210190397	<b>Produced:</b> 01/07/2021	<b>Distributor</b>	<b>Producer</b>
<b>Strain:</b> Cherry Pie	<b>Collected:</b> 01/11/2021	<b>Purple Star MD</b>	<b>Purple Star MD</b>
<b>Matrix:</b> Concentrates & Extracts	<b>Received:</b> 01/11/2021	<b>Lic. # C11-0000006-LIC</b>	<b>Lic. # CDPH-10002056</b>
<b>Type:</b> Other	<b>Completed:</b> 01/14/2021	<b>2525 Phelps St</b>	<b>2525 Phelps St, San Francisco, CA 94124</b>
<b>Sample Size:</b> 13 units; Batch: 1,945 units	<b>Batch#:</b> CO-20126	<b>San Francisco, CA 94124</b>	

## Microbials

Analyte	Results	Status
Aerobic Plate Count	NR	NT
Aspergillus flavus	Not Detected in 1g	Pass
Aspergillus fumigatus	Not Detected in 1g	Pass
Aspergillus niger	Not Detected in 1g	Pass
Aspergillus terreus	Not Detected in 1g	Pass
Shiga Toxin-producing E. coli	Not Detected in 1g	Pass
Salmonella SPP	Not Detected in 1g	Pass
Yeast & Mold	NR	NT

Date Tested: 01/13/2021

NR = Not Reported; Aerobic Bacteria refers to Aerobic Plate Count, we analyze by method FDA BAM Jan 2001, Chapter 3. E.coli refers to E.coli Plate Count, we analyze by method FDA BAM Jan 2001, Chapter 4. Coliforms refers to Coliform Plate Count, we analyze by method FDA BAM Jan 2001, Chapter 4. Salmonella analysis method by Compact Dry SL, Hardy Diagnostics. Visual Mold inspection by UV light. 1= Mold Present, 0=Mold Not Present. Yeast and Mold Plate count method by AOAC no. 100401 or FDA BAM Jan 2001, Chapter 18. HL105.10-01. Salmonella and STEC: SOP HL 316. Aspergillus sp.: SOP HL311.2 (modified) & SOP HL 317.

## Mycotoxins

Analyte	LOD µg/kg	LOQ µg/kg	Limit µg/kg	Results µg/kg	Status
Aflatoxin B1	0.4	1		ND	Tested
Aflatoxin B2	0.4	1		ND	Tested
Aflatoxin G1	0.4	1		ND	Tested
Aflatoxin G2	0.4	1		ND	Tested
Total Aflatoxins			20	ND	Pass
Ochratoxin A	0.4	1	20	ND	Pass

Date Tested: 01/13/2021

SOP HL 240

Total Aflatoxins = Aflatoxin B1 + Aflatoxin B2 + Aflatoxin G1 + Aflatoxin G2. Each aflatoxin is tested individually. HL241. Tested by HPLC-FID, HL241

## Heavy Metals

Analyte	LOD µg/g	LOQ µg/g	Limit µg/g	Results µg/g	Status
Arsenic	0.07	0.20	0.2	ND	Pass
Cadmium	0.07	0.20	0.2	ND	Pass
Lead	0.17	0.50	0.5	ND	Pass
Mercury	0.03	0.10	0.1	ND	Pass

Date Tested: 01/13/2021

SOP HL 237. Tested by Atomic Fluorescence Spectrometry, HL237



*Ming Li*

Ming Li - General Manager  
01/14/2021

Confident Cannabis  
All Rights Reserved  
support@confidentcannabis.com  
(866) 506-5866  
www.confidentcannabis.com

